

# BETA XL 2800 MEGA

THE ULTIMATE OFFSET ALLROUNDER

Fast and powerful. For the professional with large overgrown areas and little time. Double-walled construction for extra resistance to damage from stones and sandblasting. Cold forged heavy hammers and hydraulically operated mulching doors allow for high production output. Highly suited for vigorous maintenance of sloping grounds and vertical vegetation by farmers, growers, contractors and municipalities.



## Extra reinforced body

Durable structure with reinforcements, for working in extreme conditions

## Smart hydraulics

Only two group of hydraulics needed thanks to the electric valve

## Safety and comfort




As top of the line a hydraulic "brake-away" valve is included as well together with the Spring system

## Mulch doors

Hydraulically operated switchover between mowing and mulching

## Comfort

Springs make using the off-set mower more comfortable and safer



## Specifications

Models	Weight kg	Working width mm	Power demand HP	Attachement	PTO RPM	Drive system	Tensioner	Tool pieces	Rotor diameter mm	Total diameter mm	Reach right mm	Reach left mm	Reach rearward mm	Reach inclined mm	Cutting power mm
XL 2800 Mega	1076	2800	110	CAT II, III	540	5 V-belt	Yes	34	173	433	2042	3850	376	2660	80-90

## Spare parts / Options



 +31 6 40 74 20 13  
 sales@aardenburg1974.nl  
 www.aardenburg1974.nl  
 Valkseweg 46-01, 3771 RE Barneveld, Nederland

AARDENBURG1974.nl